

## Appendix 2










### West Midlands Local Authority Sustainability Benchmark 2021: Worcestershire County Council

This document summarises the progress Worcestershire County Council is making on sustainability based on the results of the 2021 West Midlands' local authority [benchmarking exercise](#).

#### Worcestershire County Council score and rank

This table shows how the council scores against each [West Midlands Roadmap to Sustainability](#) theme, and how it compares to the scores of the other local authorities that took part in the benchmarking exercise.

Little or no progress	Some progress	Good progress	Excellent progress/best practice
<17%	17 – 49%	50 – 83%	>83%

Rank	Roadmap symbol	% Score	Is your score <b>above</b> or <b>below</b> the average of all 21 local authorities?	Your rank against all 21 local authorities
1		91.7	↑41.7	1
2		81.0	↑31.8	1
3		77.8	↑37.5	1
4=		66.7	↑10.7	7=
		66.7	↑18.3	5=
6		61.1	↑8.2	8=
7	Various	57.6	↑13.3	9
8		50.0	↑3.2	11=
9=		38.1	↓6.1	14
		38.1	↑5.0	6=
	<b>Average score</b>	<b>62.9</b>	<b>↑16.4</b>	<b>6</b>

'Various' refers to a question in the benchmark that covers multiple or all Roadmap themes; this could be a question on governance and communications, for example.